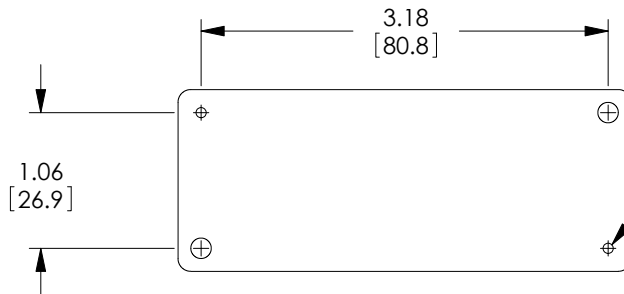
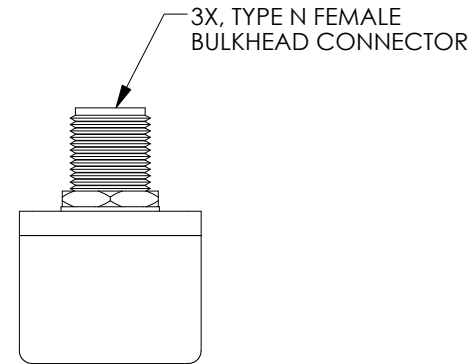
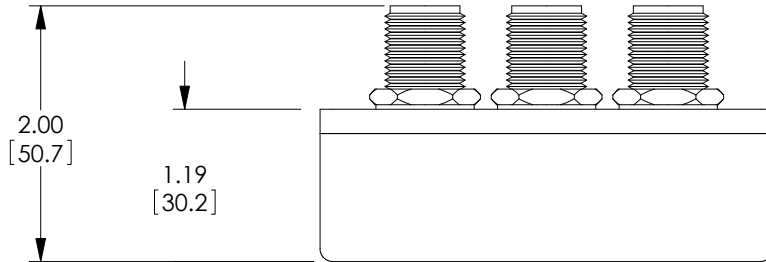
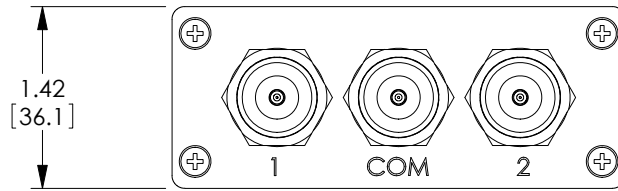


THE INFORMATION CONTAINED IN THIS DRAWING IS THE SOLE PROPERTY OF L-COM, INC. ANY REPRODUCTION IN PART OR WHOLE WITHOUT THE WRITTEN PERMISSION OF L-COM, INC. IS PROHIBITED.

REVISIONS			
REV	DESCRIPTION	DATE	APPROVED
A	INITIAL RELEASE	7/14/05	K.BURGNER
B	ECN 5354: CN RELEASE, NEW FORMAT	3/1/11	D.FRISIELLO
C	ECN 5402: REMOVE "PS-0031" FROM PACKAGING NOTE	3/22/11	D.FRISIELLO



2X, MOUNTING HOLES FOR
#6 SELF-TAPPING



RoHS Compliant ✓

NOTES:

ALL DIMENSIONS ARE FOR REFERENCE ONLY.



COMPONENT SHALL BE INDIVIDUALLY PACKAGED IN ACCORDANCE WITH L-COM SPECIFICATIONS.

UNLESS OTHERWISE SPECIFIED, DIMENSIONS ARE IN INCHES [mm] OVERALL CABLE LENGTH TOLERANCE: ≤12 [305] = +1 [25] / -0 >12 [305] ≤60 [1524] = +2 [51] / -0 >60 [1524] ≤120 [3048] = +4 [102] / -0 >120 [3048] ≤300 [7620] = +6 [152] / -0 >300 [7620] = +5% / -0% ALL OTHER DIMENSIONAL TOLERANCES: .X = ±.2 .XX = ±.02 .XXX = ±.005	APPROVALS		DATE		 <div>45 BEECHWOOD DRIVE NORTH ANDOVER, MA 01845</div>			
	DRAWN BY K.BURGNER		7/14/05			CATEGORY COAXIAL		
	CHECKED BY K.BURGNER		7/14/05					
	APPROVED BY K.BURGNER		7/14/05					
	CONFIGURATION DETAILS OF UNDIMENSIONED FEATURES MAY VARY				PRODUCT DESCRIPTION 5.8 GHz SPLITTER 2-WAY, N-FEMALE			
	COLOR VARIATIONS MAY OCCUR				SIZE A	FSCM NO. 43321	DWG. NO. SC5802N	REV. C
					SCALE: NONE	CAD FILE: SC5802N.SLDDRW	SHEET 1 OF 1	